



Kentucky High School Athletic Association

To: Superintendent, Principal, and Athletic Director

From: Louis Stout, Commissioner 
Brigid L. DeVries, Executive Assistant Commissioner 


Date: April 30, 2002

Subject: 2001-2002 Annual Report Forms Submission

School: Pendleton High School

Enclosed please find a copy of Form T-65, The 2001-2002 Annual Report Forms Checklist. In addition, you may find an attachment with corrected copies of the forms submitted by your school personnel. Please review this information so the forms can be completed accurately in the future. Also, KHSAA Audit Staff may have requested a re-submission of some of the 2001-2002 Annual Report Forms or need additional information on your athletic programs. Please submit this information by the date requested if this is applicable. Copies and all KHSAA Title IX documents must be kept current and included in your permanent Title IX File at the school. All documents are subject to Open Records Requests.

Should you need any further information, please do not hesitate to call anytime.



Memo

To: KHSAA Member School Superintendents, Principals, and Athletic Directors

From: Louis Stout, Commissioner
Brigid L. Devries, Executive Assistant Commissioner

Date: April 29, 2002

Re: 2002 Title IX Forms Submission

School	Pendleton County	Reviewed by	Phyllis Catlett
--------	------------------	-------------	-----------------

The following is a status report regarding the required 2001 - 2002 Title IX submission of forms due in to the KHSAA office by April 15, 2002. Appropriate audit personnel have reviewed these forms and the following is a summary of this review.

I. Checklist of Forms properly submitted in a satisfactory manner:

<input checked="" type="checkbox"/>	GE 19 (Annual Verification)	<input checked="" type="checkbox"/>	T-35 (Budget Expenses)
<input checked="" type="checkbox"/>	T-1 (Summary Program Chart 1)	<input checked="" type="checkbox"/>	T-36 (Budget Expenses)
<input checked="" type="checkbox"/>	T-2 (Summary Program Chart 2)	<input checked="" type="checkbox"/>	T-41 (Checklist – Overall Interscholastic Program)
<input checked="" type="checkbox"/>	T-3 (Summary Program Chart 3)	<input checked="" type="checkbox"/>	T-60 (Corrective Action Plan)
<input checked="" type="checkbox"/>	T-4 (Summary Program Chart 4)	<input checked="" type="checkbox"/>	T-63 (Interscholastic Survey Results)

II. Status

A.	<input checked="" type="checkbox"/>	2001 – 2002 Forms are satisfactory and no further information or action is necessary at this time.
B.		Errors have been noted with respect to the following forms and corrected copies are being returned to you for placement in your Title IX file to ensure proper submission in the future.
C.		The following forms were omitted and must be submitted by school representatives.
D.	<input checked="" type="checkbox"/>	Other Recommendation and Comments:
		<u>It appears the school will address prime time scheduling, as well as scheduling for softball and golf in the 2002-2003 season. The improvements to the softball facility is on going and is a work in progress. Good luck with your addition of volleyball and basketball. Please submit plans for the softball facility by May 15, 2002.</u>

APR 15 2002

KHSAA
Form GE19
Rev. 07/01



**2001-2002 KENTUCKY HIGH SCHOOL ATHLETIC ASSOCIATION
ANNUAL VERIFICATION OF TITLE IX PROCEDURES**

(To be submitted by April 15, 2002 along with other required forms)

The Pendleton County High School, Falmouth, Kentucky
(Name of High School) (City)

certifies to the Kentucky High School Athletic Association that the following is an accurate and true representation of the facts surrounding compliance with Title 20, U.S.C. Titles 1681-1688, et. Seq. (also known as Title IX)

I certify the following provisions in accordance with records at the school contained in the permanent Title IX file, and to the best of my knowledge have completed the following tasks. (All boxes must be checked)

Established a gender equity committee at the high school. (list committee personnel and provide attachment if necessary)

Name	Address	Phone	Title
Paula Ott	Falmouth School Center	859-654-3325	Title IX Coordinator
Patrick Clore	Pendleton Co. Bd of E	654-6911	Superintendent
John White	Pendleton Co. H.S.	654-3355	Principal
KAREN Delaney	Pendleton Co. H.S.	654-3355	Asst. Principal
Wayne Herlinger	Pendleton Co. H.S.	654-3355	Coach
Teresa Wilson	501 Maple St. Falmouth	654-6069	Parent
Carol Caldwell	Tail Pt. Rd. Butler	472-5921	Parent
Tom Woofler	Pendleton Co. H.S.	654-3355	Ath. Director

Scheduled a minimum of three meetings during the 2001-2002 school year on the following dates:

- 1-14-2002
- 2-11-2002
- 9-12-2001

Designated the following person(s) as the Title IX coordinator for the school/district:

Paula Ott Title IX Coordinator Falmouth School Center 859-654-3325

Name	Title	Address	Phone
<u>Tom Woofler</u>	<u>Athletic Director</u>	<u>Pendleton Co. High School</u>	<u>859-654-3355</u>

School personnel are continuing to make periodic reviews of the boys and girls athletics program reflected in the Corrective Action Plan.

In addition to the above information, the above referenced school maintains a complete permanent file relative to Title IX records including copies of the self-assessment audit, all corrective action plans, and other related materials.

[Signature]
Principal's Signature

4-15 2002
Date

[Signature]
Superintendent Signature

[Signature]
School Board Chairpersons' Signature

(Send original copy to KHSAA - Maintain duplicate in Title IX school folder)

2001-2002
ACCOMMODATION OF INTERESTS AND ABILITIES
SUMMARY PROGRAM CHART 1

KHSAA
Form T1
Rev. 07/01

Participation Opportunities Test One

		(Column 1)	(Column 2)	(Column 3)	(Column 4)
	Program	Enrollment	Percentage of Total Enrollment	Number of Interscholastic Participants (double and triple count)	Percentage of Total Participation
Row 1	GIRLS	380	48%	163	50.5%
Row 2	BOYS	405	52%	160	49.5%
Row 3	Totals	785	100%	323	100%

Instructions:

*Number of 8th grade students & below used in Column 4 calculations if applicable: 45

- Determine the total number of girls enrolled, (place in Row 1, Column 1). Determine the total number of boys enrolled, (place in Row 2, Column 1).
- Add the total number of girls and boys enrolled to determine total enrollment, (place in Row 3, Column 1).
- Calculate the percentage of total enrollment that is female. (Divide Row 1, Column 1 by row 3, Column 1 and place in Row 1, Column 2.) Calculate the percentage of total enrollment that is male. (Divide Row 2, Column 1 by Row 3, Column 1 and place in Row 2, Column 2.) Note: Row 1, Column 2 plus Row 2, Column 2 should total 100%.
- Ask the head coaches to review the most updated eligibility or squad lists for their teams. Ask coaches to confirm the names of those individuals who are on the team as of the first **date of competition**, and cross out the names of those who were cut from the team or quit the team prior to the first competitive event. Determine the total number of interscholastic athletics participants that are girls, (and place in Row 1, Column 3). In order to determine the total number of athletics participants, an individual should be counted each time he or she participates on a team. For example, if Jane Doe competes on the varsity volleyball team, the junior varsity volleyball team, the junior varsity basketball team, and the varsity softball team, she should be counted as four participants (**do not include club or intramural sports participants, cheerleaders, dance teams, or pom squads**). Calculate the same way for boys and girls. * In addition, should 8th grade students and below play on a Freshman, Junior Varsity, or Varsity team, they should also be counted for each team and sport on which they participate. If applicable, please asterisk the above notation as to how many 8th grade students & below are included. Using the same procedure, determine the total number of interscholastic athletic participants that are boys, (and place in Row 2, Column 3). Add Row 1, Column 3 plus Row 2, Column 3 to get total participants and place in Row 3, Column 3.
- Calculate the percentage of female participation. (Row 1, Column 3 divided by Row 3, Column 3 and place in Row 1, Column 4.) Calculate the percentage of male participation. (Row 2, Column 3 divided by Row 3, Column 3 and place in Row 2, Column 4.) Note: Row 1, Column 4 plus Row 2, Column 4 should total 100%.

Note: While being within three percent is not a formal compliance standard; if the percent listed in Row 1, Column 4 is within 3% of Row 1, Column 2, then it provides a good target within which compliance is likely.

Principal's Signature: JR D W L E Date: 4-15-02

2001-2002
ACCOMMODATION OF INTERESTS AND ABILITIES
SUMMARY PROGRAM CHART 2

KHSAA
 Form T2
 Rev. 07/01

Participation Opportunities Test Two

			Column 1	Column 2	Column 3	Column 4	Column 5
Program			Number of Teams Currently Offered	Number of Participants	Number of Teams Added in Last Five Years	Number of Participants Added in Last Five Years	Percent of Total Participation By Sex Added in Last 5 Years
GIRLS	Row 1	varsity:	7	104	1	5	4.8%
	Row 2	j.v.:	3	51	-0-	-0-	-0-
	Row 3	frosh:	1	8	1	8	100%
	Row 4	total:	11	163	2	13	8%
BOYS	Row 5	varsity:	7	95	-0-	-0-	-0-
	Row 6	j.v.:	3	53	-0-	-0-	-0-
	Row 7	frosh:	1	12	-0-	-0-	-0-
	Row 8	total:	11	160	-0-	-0-	-0-

- 1) List the number of interscholastic teams offered for girls and boys at each competitive level (for example, varsity, junior varsity, and freshman levels). Total each of the entries in Column 1 into Row 4, Column 1 and Row 8, Column 1.
- 2) List the number of interscholastic teams that have been added in the last five years at each competitive level. Total each of the entries in Column 3 into Row 4, Column 3 and Row 8, Column 3.
- 3) List the number of participants that are currently on each level of the teams that were added in the last five years. Total each of the entries in Column 2 into Row 4, Column 2 for girls and Row 8, Column 2 for boys. If a team was added previously but no longer exists, there are no current participants to be added for that team.
- 4) List the number of participants added in the last 5 years. Total each of the entries made in Column 4 into Row 4, Column 4 for girls and Row 8, Column 4 for boys.
- 5) Calculate the percentage of participants that have been added in the last five years (Column 4 divided by Column 2 on each line). For example, if girls' varsity soccer (22 participants), junior varsity soccer (18 participants), junior varsity golf (8 participants), and freshman softball (15 participants) have been added in the last five years, then 63 participation opportunities have been added for girls. If the total number of female participants in the program is 96 (taken from Form T-1, Row 1, Column 3), then 65.6% of the current opportunities (63 of 96) have been added in the last five years. Perform similar calculations for male participants.

Note: If the percentage of current participants added in the last five years is 25% or greater, compliance with test two may be possible. If less than 25%, then compliance with test three should be analyzed. CAUTION: 25% is not a formal compliance standard.

Principal's Signature: John D. White Date: 4-15-02

2001-2002
ACCOMMODATION OF INTERESTS AND ABILITIES
SUMMARY PROGRAM CHART 3

KHSAA
 Form T3
 Rev. 07/01

Participation Opportunities Test Three

For any question answered "YES" identify the respective sport(s).

	GIRLS (Yes / No)		BOYS (Yes / No)
1. Is there an intramural team offered in a sport not now available in the interscholastic athletics program? (YES or NO)	No		No
2. For a sport <u>not</u> currently offered, is there sufficient interest to form a viable interscholastic team based on participation on an intramural team or community recreation teams? (YES or NO)	Yes		Yes
3. For a sport <u>not</u> currently offered, is there sufficient interest to form a viable interscholastic team with the interscholastic survey.	Yes		Yes
4. For a sport currently offered, is there interest to form a viable team for a junior varsity, freshman, or other intramural level that is not currently offered? (YES or NO)	No		No
5. If you answered YES to question (1), (2), (3) or (4), are there enough high schools in your geographic area offering the sport (at the appropriate level) to allow for the development of a reasonable schedule of competition. (YES or NO)	Yes		Yes

Principal's Signature: Joe D Wte Date: 4-15-02

2001-2002
ACCOMMODATION OF INTERESTS AND ABILITIES
SUMMARY PROGRAM CHART 4

KHSAA
 Form T4
 Rev. 07/01

Levels of Competition Test One

		(Column 1)	(Column 2)
	Team Levels	GIRLS	BOYS
Row 1	Total Number of Athletics Participants in All Levels	163	160
Row 2	Number of Varsity Teams Offered	7	7
Row 3	Number of Participants on all Varsity Teams	104	95
Row 4	Percentage of Total Varsity Participants By Sex	64%	59.4%
Row 5	Number of Junior Varsity Teams Offered	3	3
Row 6	Number of Participants on all Junior Varsity Teams	51	53
Row 7	Percentage of Total Junior Varsity Participants By Sex	31%	33.1%
Row 8	Number of Freshman Teams Offered	1	1
Row 9	Numbers of Participants on all Freshman Teams	8	12
Row 10	Percentage of Total Freshman Participants By Sex	5%	7.5%

- 1) Copy the number entered on Form T1, Row 1, Column 3 and place on Row 1, column 1 of this form.
- 2) Copy the number entered on Form T1, Row 2, Column 3 and place on Row 1, column 2 of this form.
- 3) List the number of teams at the varsity, junior varsity, and freshman levels for boys and girls (Rows #2,5,8) and place in the proper boxes in columns 1 and 2.
- 4) List the number of teams at the varsity, junior varsity, and freshman levels for boys and girls (Rows #3,6,9) and place in the proper boxes in columns 1 and 2.
- 5) Calculate the percentage of female and male participants at each level. (Rows #4,7,10)
 - Divide Row 3, Column 1 by Row 1, Column 1, and place the percentage in Row 4, Column 1.
 - Divide Row 3, Column 2 by Row 1, Column 2, and place the percentage in Row 4, Column 2.
 - Divide Row 6, Column 1 by Row 1, Column 1, and place the percentage in Row 7, Column 1.
 - Divide Row 6, Column 2 by Row 1, Column 2, and place the percentage in Row 7, Column 2.
 - Divide Row 9, Column 1 by Row 1, Column 1, and place the percentage in Row 10, Column 1.
 - Divide Row 9, Column 2 by Row 1, Column 2, and place the percentage in Row 10, Column 2.

Principal's Signature: John D White Date: 4-15-02

2001-2002

**BUDGETED AND ACTUAL EXPENDITURES - PROGRAM COMPARISON CHART
TO INCLUDE BOOSTER CLUB FUNDING**

	equipment and supplies		travel		awards		coaches' salaries (to include supplemental and extended employment)		facilities improvements		publications (if sport-specific)	
	B	E	B	E	B	E	B	E	B	E	B	E
G basketball	2000	2065	2200	2243	250	335	13629	13629	1500	1300	400	419
B basketball	3000	3398	1500	1384	250	200	12827	12827	-0-	-0-	400	418
G softball	3000	3000	1000	993	250	250	4280	4280	3000	3100	-0-	-0-
B baseball	3000	2592	1400	1500	250	250	4280	4280	1200	1250	-0-	-0-
G cross country	1000	963	470	462	250	200	1568	1568	-0-	-0-	-0-	-0-
B cross country	1000	962	470	461	250	200	1568	1568	-0-	-0-	-0-	-0-
G golf	300	192	250	241	250	175	984	984	-0-	-0-	-0-	-0-
B golf	300	343	280	1203*	250	280	984	984	-0-	-0-	-0-	-0-
G soccer	1200	1610	500	472	250	335	4947	4947	800	800	-0-	-0-
B soccer	1200	380	500	725	250	335	4928	4928	785	785	-0-	-0-
G swimming												
B swimming												

Boys Golf Advanced to the State Meet

"B" is for budgeted dollar amounts and "E" is for actual dollar expenditures. Expenditures should include items provided by third parties such as Booster Clubs.

Principal's Signature: *John D. W. C.*

Date: *4-15-02*

**2001-2002
BUDGETED AND ACTUAL EXPENDITURES - PROGRAM COMPARISON CHART 2
TO INCLUDE BOOSTER CLUB FUNDING**

Teams	equipment and supplies		travel		awards		coaches' salaries (to include supplemental and extended employment)		facilities improvements		publications (if sport-specific)	
	B	E	B	E	B	E	B	E	B	E	B	E
G track	500	500	500	488	250	250	945	945	1500	1500	-0-	-0-
B track	500	500	500	488	250	250	944	944	1500	1500	-0-	-0-
G tennis	200	200	250	221	250	250	504	504	-0-	-0-	-0-	-0-
B tennis	200	200	200	134	250	250	504	504	-0-	-0-	-0-	-0-
G volleyball												
B wrestling												
G (list sport)												
B (football)												
G (list sport)												
B (list sport)												

"B" is for budgeted dollar amounts and "E" is for actual dollar expenditures. Expenditures should include items provided by third parties such as Booster Clubs.

Principal's Signature: *Joe D. [unclear]* Date: 4-15-02

2001-2002 KHSAA TITLE IX ATHLETICS AUDIT

KHSAA
Form T41
Rev. 07/01

Checklist - Overall Interscholastic Athletics Program

Areas of Compliance	ADVANTAGE TO		
	(Respond based on Internal Evaluation by checking the appropriate column.)		
BENEFITS	GIRLS' PROGRAM	BOYS' PROGRAM	NEITHER PROGRAM
Equipment and Supplies			✓
Scheduling of Games and Practice Time		✓	
Travel and Per Diem Allowances			✓
Coaching			✓
Locker Rooms, Practice and Competitive Facilities			✓
Medical and Training Facilities and Services			✓
Publicity			✓
Support Services			✓
Athletic Scholarships			NA
Tutoring			NA
Housing and Dining Facilities and Services			NA
Recruitment of Student Athletes			NA

Principal's Signature: John D. White Date: 4-15-02

School Name: Pendleton County
 School Year: 2002-2003
 Principal's Signature: _____
 Date: 4-15-02

**2001-2002
TITLE IX**

CORRECTIVE ACTION PLAN

To complete this form, indicate the intended area which needs corrective action, the suggested change and time table for implementation. You may copy this form as needed. Please attach corrective action plans along with audit forms and submit by April 15, 2002.

ITEM FOR CORRECTION	SUGGESTED CHANGE	TIME TABLE FOR CORRECTIVE ACTION
Additions of more sports teams	Football (boys) Volleyball (girls)	To begin Freshman and JV team 2002-03 To begin with all levels 2002-03
Scheduling of adequate number of games for girls teams	Increase the number of games for softball and girls' golf	The schedules will be comparable 2002-03
Girls basketball more prime time games	Schedule more games on Friday and Saturday nights	The girls' Basketball schedule has 9 Friday or Saturday night games
Softball field renovation and up grading	Replace backstop and bleachers New field	Replace backstop 2002 - bleachers 2003 - New field 2005
Athletic Trainer	Contract with services for games & promote the need for student trainers for practices	Communicating at this time will have by fall 2002 and students fall 2002
Outdoor dressing facilities	Add dressing facilities for all outdoor sports	As new construction is considered, dressing areas will be recommended
Banner display policy	School council should adopt a banner display policy. Committee appointed April 2002	Policy to be in place for 2002-03 school year

- An explanation (status report) is needed for all areas identified previously as items for correction as well as all areas currently identified as items for correction. This form shall be typed.

Principal's Signature: *Joe D. White* Date: 4-15-02

2001-2002 INTERSCHOLASTIC ATHLETICS SURVEY

Summary Of Student Responses

School Name: Pendleton County
 School Enrollment: 785
 Date: MARCH
 Completed By: TAM WOOFFEL

Instructions:

1. Summarize the Student Athletics Interest Surveys Form T-61 by listing the total number of responses on the line next to each sport.
2. Under the Other Category please provide a listing of the sports as well as the number of students who are interested in participating.
3. Please sign and date the Summary Form (T-63) and mail the Summary Form only to the KHSAA by April 15, 2002. Do not mail the student surveys (Form T-61). However, these Forms should be maintained in your files in the event they are requested subsequently.

418 Number of Surveys
418 Total Returned 52%
9410 Grades Surveyed

How Was The Survey Administered? IN CARE GROUPS (HOME ROOM)

Fall Sports (List Total Number of Participation Responses)

201 Cross Country (Girls)
197 Cross Country (Boys)
184 Field Hockey (Girls)
49 Football (Boys)
196 Golf (Girls)
208 Golf (Boys)
143 Soccer (Girls)
168 Soccer (Boys)
94 Volleyball (Girls)
199 Volleyball (Boys)

Winter Sport (List Total Number of Participation Responses)

152 Basketball (Girls)
85 Basketball (Boys)
151 Gymnastics (Girls)
25 Indoor Track (Girls)
107 Indoor Track (Boys)
219 Swimming & Diving (Girls)
192 Swimming & Diving (Boys)
141 Wrestling (Boys)

Spring Sport (List Total Number of Participation Responses)

122 Baseball (Boys)
168 Fast Pitch Softball (Girls)
170 Slow Pitch Softball (Girls)
162 Tennis (Girls)
205 Tennis (Boys)
199 Track (Girls)
177 Track (Boys)

Other Sports (From Student Survey T-61 Question 10)

Name of Sport	Number of Students Interested In Participating
_____	_____
_____	_____
_____	_____
_____	_____
_____	_____
_____	_____
_____	_____
_____	_____

Number of Students who participate in Intramural Sports.
 (From Student Survey T-61 Question 5)

<u>Sport</u>	<u>Number</u>
_____	_____
_____	_____
_____	_____
_____	_____
_____	_____
_____	_____

List Intramural Sports students are interested in adding:
 (From Student Survey T-61 Question 6)

<u>Sport</u>	<u>Number</u>
_____	_____
_____	_____
_____	_____
_____	_____
_____	_____
_____	_____

Participation in Non-School Sports Activities
(From Student Survey T-61 Question 7)

<u>Sport</u>	<u>Number</u>
_____	_____
_____	_____
_____	_____
_____	_____
_____	_____
_____	_____

Reasons for not participating in interscholastic athletics.
(From Survey Question 8)

<u>Response</u>	<u>Number</u>
<u>100</u> I prefer other activities such as band, chorus, etc.	
<u>86</u> I don't have time	
<u>98</u> The practice schedules and game times are inconvenient	
<u>107</u> The sport I like isn't offered	
<u>130</u> It's too expensive	
<u>114</u> I prefer to participate in club or intramural sports	
<u>117</u> Working	
<u>129</u> Other	

Student Suggestions to encourage participation

John D'W Lee
Principal's Signature

4-15-02
Date

2002-2003 Ladycats Basketball

	Date	Opponent	Location	Game Time	Bus Departs
23	30-Nov	<i>PAN ROMA</i>	Paris	TBA	
	30-Nov		Somerset	TBA	
	2-Dec	Villa Madonna	away	7:30	4:30
F	6-Dec	Mt. Dew Lady Royal Shootout St. Patrick	away	6:00	4:00
S		Mt. Dew Lady Royal Shootout Mason County	away	4:30 jv 6:00 v	2:45
F	13-Dec	Silver Grove (v only)	away	6:30	5:15
S	14-Dec	Bryan Station Defenders Classic opponent TBA	away	TBA	
	16-Dec	Conner	home	7:30	
	26-Dec	Queen of the Bluegrass	Grayson	TBA	TBA
F	27-Dec	Queen of the Bluegrass	Grayson	TBA	TBA
	28-Dec	Queen of the Bluegrass	Grayson	TBA	TBA
S	4-Jan	Campbell County (TH)	home		
	6-Jan	Augusta	home	7:30	
S	11-Jan	Shooting for the Cure Classic Bellarmine University	away	TBA	
	13-Jan	Bishop Brossart (TH)	away	7:30	4:00
	16-Jan	Clark County	home	7:30	
	23-Jan	Grant County	home	7:30	
	30-Jan	Bourbon County	away	7:30	
S	1-Feb	Bracken County	away	7:30	4:30
	6-Feb	Montgomery County	away	7:30	4:00
	10-Feb	Harrison County	home	7:30	
	13-Feb	Lexington Christian	home	7:30	
S	15-Feb	Fleming County (TH)	home	6:30	
	17-Feb	Deming (v & fresh)	home	7:30	
	20-Feb	Paris	away	7:30	4:00
	24-Feb	Tates Creek	away	7:30	3:30
	25-Feb	Ludlow	home	7:30	
	3-Mar	Districts	TBA	TBA	TBA
	10-Mar	Regionals	TBA	TBA	TBA
		State Tournament	WKU	TBA	TBA

JV games begin at 6:00

2002-2003 WILDCAT BASKETBALL

DATE	OPPONENT	LOCATION	TIME
3-Dec	Ryle	Home	6/7:30
6-Dec	Brossart	Home	4:30/6/7:30
10-Dec	Campbell County	Away	6/7:30
13-Dec	Silver Grove	Away	7:30
19-Dec	Newport	Away	6/7:30
20-Dec	Paris	Home	6/7:30
27-30-Dec	Berea Christmas Tournament	Away	
4-Jan	Harrison County	Away	6/7:30
8-Jan	MCIT	Away	TBA
14-Jan	Bracken County	Away	6/7:30
17-Jan	Williamstown	Away	6/7:30
21-Jan	Scott	Home	6/7:30
24-Jan	Bracken County	Home	6/7:30
28-Jan	Bourbon County	Away	6/7:30
31-Jan	Clark County	Home	6/7:30
4-Feb	Grant County	Home	6/7:30
7-Feb	Beechwood	Home	6/7:30
14-Feb	Fleming County	Home	6/7:30
18-Feb	Augusta	Home	6/7:30
21-Feb	Montgomery County	Home	6/7:30
25-Feb	Nicholas County	Away	6/7:30
26-Feb	Ludlow	Away	6/7:30
28-Feb	Mason County	Home	6/7:30